

GENERAL NOTES:

The Developer/Contractor/Builder is to ensure that the building under construction/alteration is to comply where applicable with the 2010 Building Regulations in respect of all trades involved in the construction of this development.

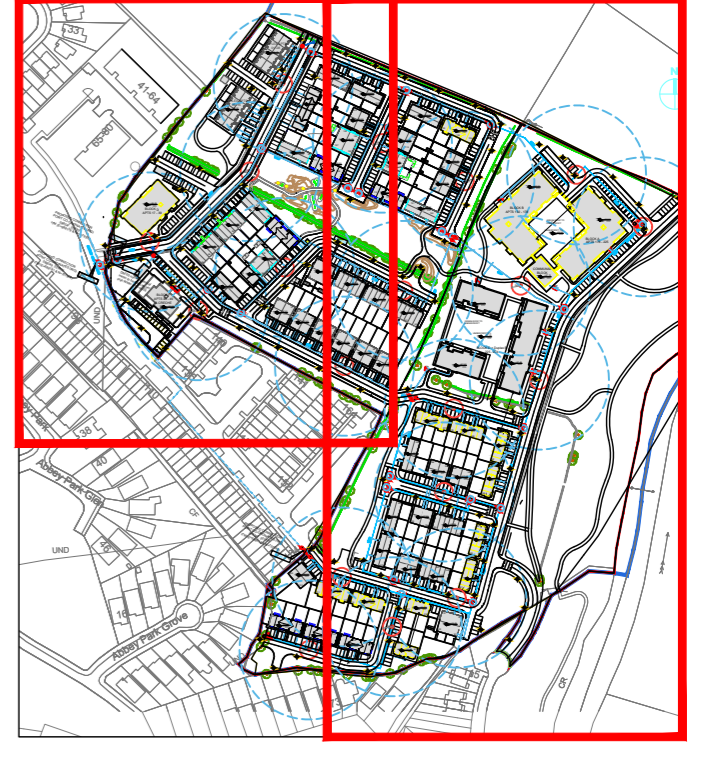
The Developer/Contractor/Builder should notify BCA of any intended deviations from these plans prior to commencement of development.

All Site Development works to be carried out in accordance with:
 Recommendations for Site Development Works for Housing Areas Dept. of Environment.

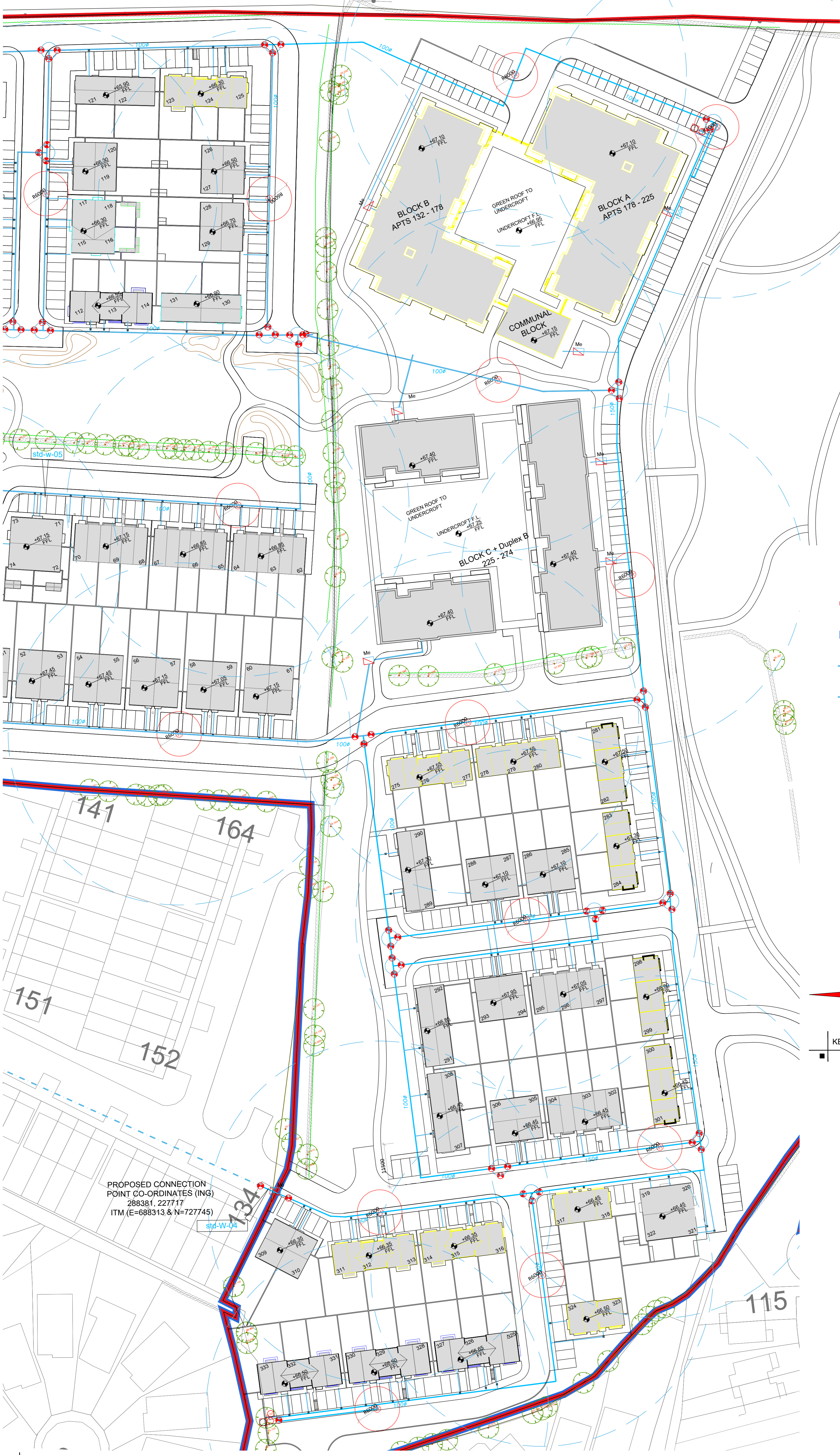
Contractors must verify all dimensions at the job before commencing any work. No working dimensions to be scaled. This drawing is for the purpose of planning only. Dimensions to blockwork only.

Revision	
Date	Rev.
25-11-2020	B - Amended as per Irish Water Requests

- NOTES:**
- ALL WORKS TO COMPLY WITH FRESHWATER CONNECTION AND DEVELOPER SERVICES WATER INFRASTRUCTURE STANDARD DETAILS
1. ALL HOUSE CONNECTIONS IN ACCORDANCE WITH DRG. NO. STD-W-03
 2. GENERAL PIPE CONNECTIONS IN ACCORDANCE WITH DRG. NO. STD-W-05 TO 10
 3. SEPARATION DISTANCES IN ACCORDANCE WITH DRG. NO. STD-W-11
 4. TRENCH BACKFILLING IN ACCORDANCE WITH DRG. NO. STD-W-13
 5. ALL PIPES TO BE PE WITH PE80 PIPE RATING. ALL PIPES SHALL BE BLUE IN COLOUR. HOPE PIPES SHALL BE OF A TYPE PE-80 AND HAVE AN SDR11 OR SDR17 RATING. THEY SHALL CONFORM TO BS EN 12201 PART 1 AND PART 2 PLASTIC SYSTEMS FOR WATER SUPPLY, DRAINAGE AND SEWERAGE UNDER PRESSURE - PART 1, GENERAL AND PART 2 PIPES AND BS EN 12201-3 PLASTIC SYSTEMS FOR WATER SUPPLY, DRAINAGE AND SEWERAGE UNDER PRESSURE - PART 3 FITTINGS.
 6. PUSH IN RUBBER RING JOINTS SHALL BE PLACED IN ACCORDANCE WITH MANUFACTURERS INSTRUCTIONS FOR THE PIPE MATERIAL.

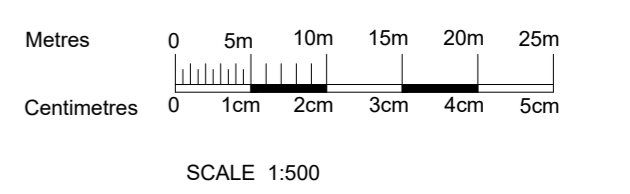


SHEET 1 SHEET 2



- Site Outlined in Red
- Land in Applicant's Ownership Outlined in Blue
- Proposed 125 OD PE Watermain
- - - Existing Watermain
- Proposed Water Metre
- Proposed Stop Cock
- Proposed Sluice Valve
- Proposed Hydrant (min 6m from building) (Refer to STD W-18 For Details)
- Proposed Offline Fire Hydrant (min 6m from building) (Refer to STD W-19 For Details)
- Proposed Offline Washout Hydrant With Scour Valve & Non-return Valve (refer to STD W-30a for Details)
- Proposed Air Control Valve (Refer To STD W-22 For Details)
- Proposed Water Meter
- Refer to STD W-05 For Details

KEY LEGEND



PROPOSED CONNECTION POINT CO-ORDINATES (ING)
 288381, 227717
 ITM (E=688313 & N=727745)

Client:
Westar Investments Ltd.

Job:
 Residential SHD Development
 at Capdoo Clane, Co. Kildare

Location : Clane, Co. Kildare

Drawing Title:
 Water Layout - Services
 Sheet 02 of 02

CCO brian connolly associates
 CONSULTING ENGINEERS

BSc Eng. MSc. DIC. C.Eng. MIEI
 The Studio, 'Wood's Way', Clane, Co. Kildare. T. 045 892211 F. 045 892420

e: bcassoc@eircom.net

SHD SUBMISSION

job no	20017
date	18.06.2020
scale	1:500 @ A1
drawn by	Brian Connolly
cad ref no	300
planning ref no	
fire ref no	
drawing no.	304-2-B